

Smart Server Antenna

Low Profile Omnidirectional Antenna

KIT#: A71-PV4-C00, A71-JV4-C00, A71-JV7-C00

The Nextivity Smart Server Antenna is a low-profile omnidirectional antenna that provides 360-degree coverage and active monitoring capabilities at the component level. Compatible with Nextivity cellular coverage and public safety communication solutions, including CEL-FI QUATRA Active DAS Hybrid systems and SHIELD code compliant ERCES, the Smart Server Antenna provides businesses and building owners with real-time data on coverage, network, and antenna performance via the Nextivity WAVE Portal. In addition to offering installation flexibility, the antenna can be integrated and configured quickly using the WAVE Portal or WAVE PRO App.



Smart Server Antenna

Features and benefits include:

- **Server-Side Monitoring:** Remotely monitor the health of your indoor coverage allowing for real-time tracking of coverage strength, network health, and other critical parameters.
- **Multiple Service Bands:** Supports all service bands for public cellular (CEL-FI), public safety (SHIELD), and private networking (HARMONY) with various network technologies, including 4G, 5G, P25, and more.
- **Omnidirectional Coverage:** Low profile omnidirectional antenna provides 360-degree coverage, ensuring a strong and consistent signal reception from all directions within the indoor space.
- **CEL-FI & SHIELD Compatibility:** Designed to seamlessly integrate with Nextivity solutions, including CEL-FI QUATRA Active DAS Hybrid systems and SHIELD public safety ERCES.
- **Installation Flexibility:** Small and lightweight, the antenna is designed to provide installation flexibility on dropped or hard ceilings with included mounting accessories.
- **Power inserter included with every antenna to couple DC bias to the antennas.**
- **Ease of Use:** Integrated to set up alarm configurations with WAVE Portal and WAVE PRO App.

Electrical Specifications

Frequency Band	450	600, 700	800, 900	1700, 1800	1900, 2000, 2100, 2300, 2400, 2500, 2600	3300, 3500, 3600, 3700, 3800
Average Gain (dB Typ.)	2.2	2.5	3.3	3.3	3.8	3.3
Return Loss (dB Typ.)	-7					
BLE Frequency (MHz)	2402-2480 for path loss measurement and design optimization using WAVE PRO App					
BLE Output Power (dBm)	8					
Input Voltage (VDC)	3.3 to 13.2					
Impedance (Ω Nom.)	50					
Polarization	Horizontal					
Antenna Technology	SISO					
Radiation Pattern	Omni					
RF Input Power (W Max.)	2 W					
Pigtail Cable	0.82 ft (0.25 m) Black Jacket RG402					

Bluetooth Specifications

BLE Frequency (MHz)	2402-2480 for path loss measurement and design optimization using WAVE PRO App
BLE Output Power (dBm)	8

Mechanical

Housing Material	ASA UV Stable
Housing Color	White
Antenna Mounting	Dropped & Hard Ceiling
Operating Temperature ($^{\circ}$ F ($^{\circ}$ C))	32 to 104 (0 to 40)
Storage Temperature ($^{\circ}$ F ($^{\circ}$ C))	-31 to +158 (-35 to +70)
Non-Condensing Humidity (%)	0 to 95
Ingress Protection	IPX0
Dimensions (in (mm))	Φ 9.9 x 1.1 (Φ 251 x 28)
Product Weight (lbs (kg))	1.32 (0.6)

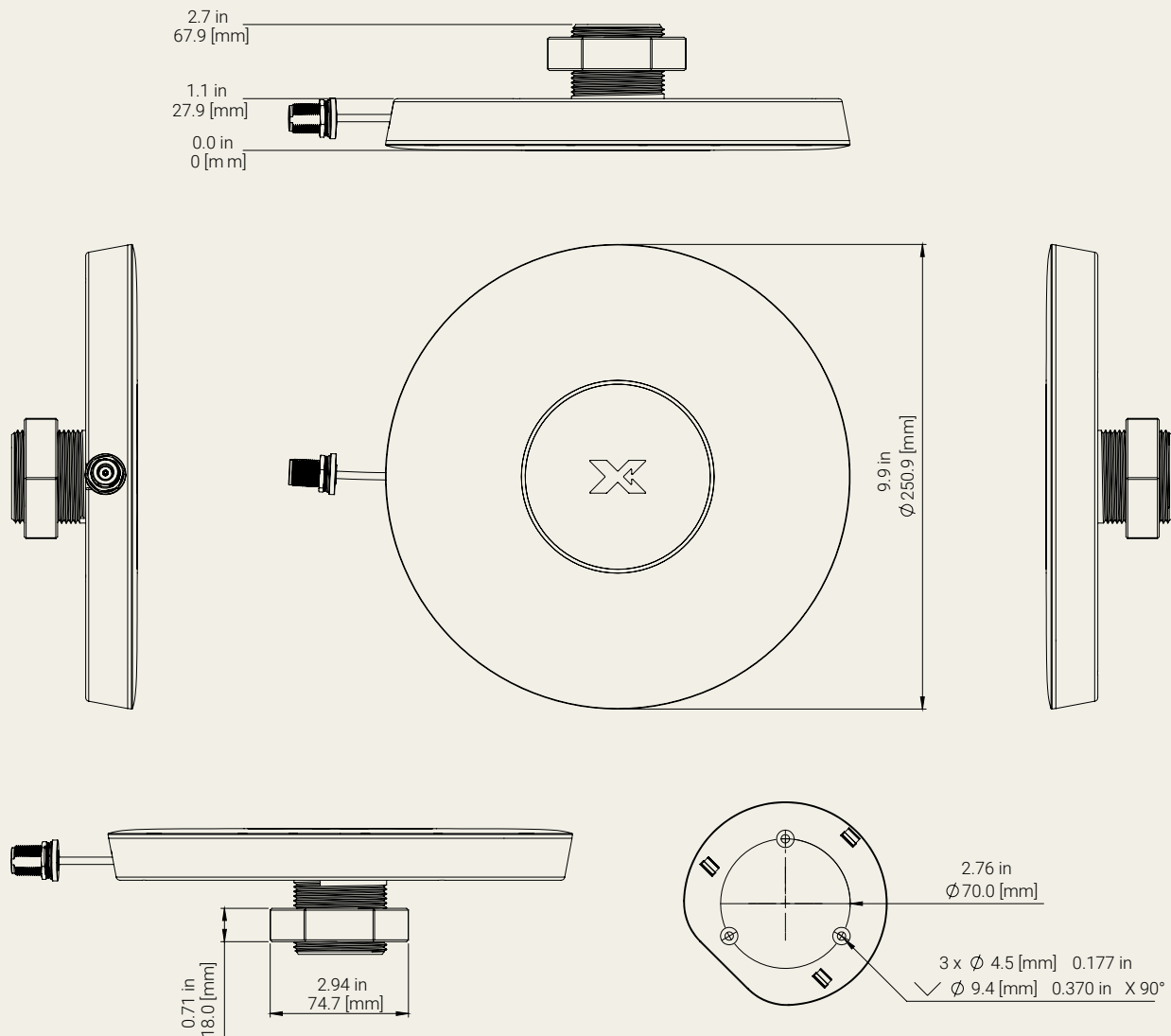
Compliance

FCC	Part 15
RoHS	Compliant
REACH	Compliant

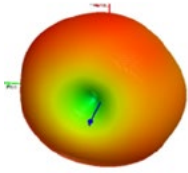
Ordering Information

KIT#	A71-PV4-C00	A71-JV4-C00	A71-JV7-C00
Regions	AMER	AMER	EMEA/APAC
Frequency (MHz)	450-2700	617-3980	617-3980
Compatibility	SHIELD EXTEND Coverage Unit F41-8XCUB SHIELD SOLO L41-7EB CEL-FI QUATRA EVO Coverage Unit Q41-BXCU	CEL-FI QUATRA 4000c Coverage Unit Q41-RECU	CEL-FI QUATRA 4000e Coverage Unit Q41-EECU CEL-FI QUATRA EVO Coverage Unit Q41-EXCU-2
RF Interface	N-type (f)	N-type (f)	4.3-10 (f)
DC Interface	2-pin Screwless DC Terminal Block	2-pin Screwless DC Terminal Block	2-pin Screwless DC Terminal Block
Box Contents	Smart Server Antenna	Smart Server Antenna	Smart Server Antenna
	Power Inserter	Power Inserter	Power Inserter
	Dropped Ceiling Mounting Plate & Nut	Dropped Ceiling Mounting Plate & Nut	Dropped Ceiling Mounting Plate & Nut
	Hard Ceiling Mounting Plate	Hard Ceiling Mounting Plate	Hard Ceiling Mounting Plate
	Mounting Screws and Anchors	Mounting Screws and Anchors	Mounting Screws and Anchors
Shipping Dimensions (in (mm))	10.35 x 10.12 x 2.91 (263 x 257 x 74)	10.35 x 10.12 x 2.91 (263 x 257 x 74)	10.35 x 10.12 x 2.91 (263 x 257 x 74)
Shipping Weight (lbs. (kg))	2.56 (1.2)	2.56 (1.2)	2.56 (1.2)

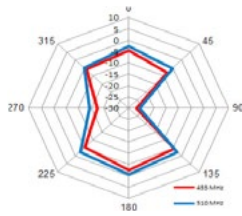
Outline



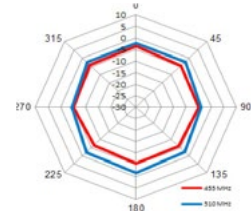
3.3 db @ 1750 MHz



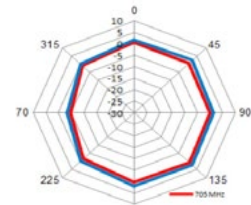
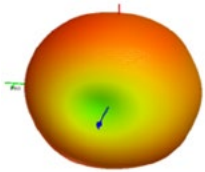
SIMULATION H-PLANE



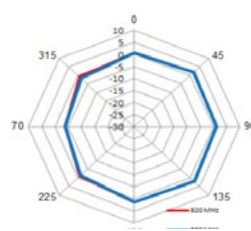
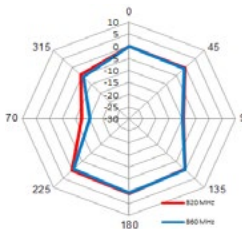
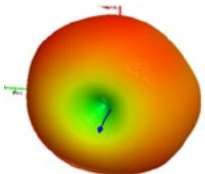
SIMULATION V-PLANE



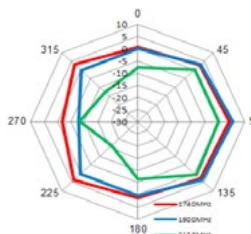
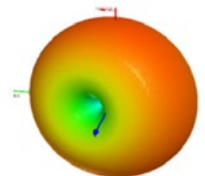
3.8 db @ 1900 MHz



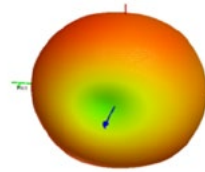
3.8 db @ 2150 MHz



2.2 db @ 500 MHz



2.5 db @ 720 MHz



3.3 db @ 840 MHz

